

Signify Classified - Internal
Cooper Lighting Solutions Photometric Lab
1121 Highway 74 South
Peachtree City, GA 30269



Scaled data based on original data using
LM-79-08 Approved Method: Electrical and Photometric Measurements of Solid-
State Lighting Products

Test Report Prepared for
Cooper Lighting Solutions
(formerly Eaton)

Brand: INVUE

Report Number: P868886

Luminaire Tested: **EMM2-HSN-SA1A-740-U-T2U**

Issue Date: 08/22/2024



Test Information

Test Method: LM-79-08
Report Number: P868886
Test Lab: INNOVATION CENTER(G3)
Issue Date: 08/22/2024
Manufacturer: COOPER LIGHTING SOLUTIONS (FORMERLY EATON)
Product Line: INVUE
Catalog Number: EMM2-HSN-SA1A-740-U-T2U
Description: EPIC MODERN SHORT HOUSING DISCRETE LED ARRAYS 40W 70CRI 4000K
FITXURE w/ TYPE II URBAN DISTRIBUTION OPTIC
Light Source: (10) 4000K CCT, 70 CRI LEDS
Ballast/Driver: ELECTRONIC DRIVER

Summary

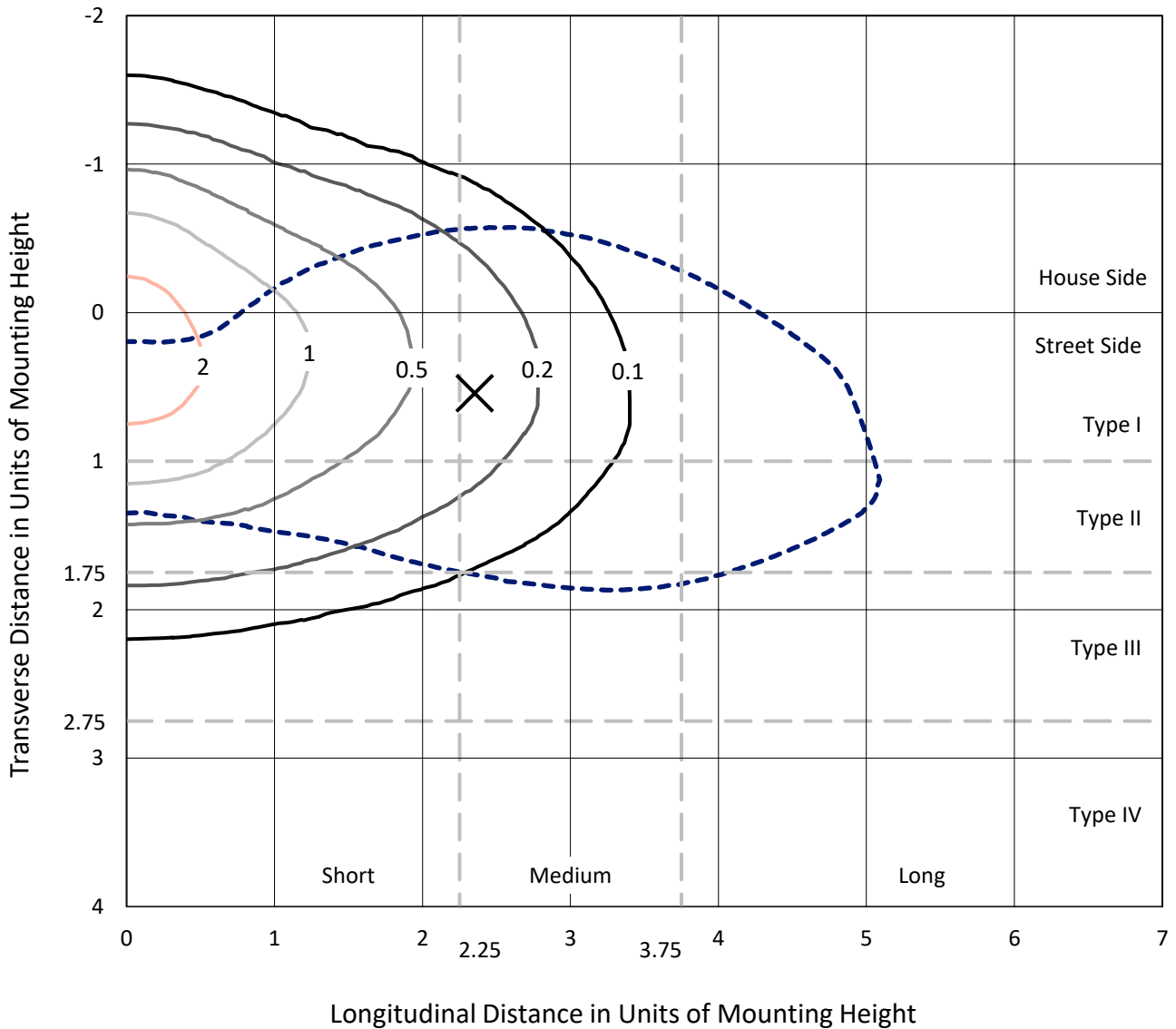
Lumens per Lamp: N/A
Luminaire Lumens: 4995.3 lumens
Efficiency: N/A
Efficacy: 152.3 lumens/watt
Luminous Opening: Rectangular (W 0.33' x L: 0.33' x H: 0')
IES Classification: Type III - Medium
BUG Rating: B1 - U0 - G1

Input Watts (W): 32.8
Input Voltage (V): 120
Input Current (A_{in}): NR
Voltage Rise (V): NR
Power Factor: 0.99
Total Harmonic Distortion (THDi): 9.76%
Frequency (hertz): 60
Stabilization Time: NR
Operation Time: NR
Ambient Temperature (°C): NR
Test Distance: 24 FT

REPORT NUMBER: P868886
 CATALOG NUMBER: EMM2-HSN-SA1A-740-U-T2U

Iso-Footcandle Lines of Horizontal Illumination

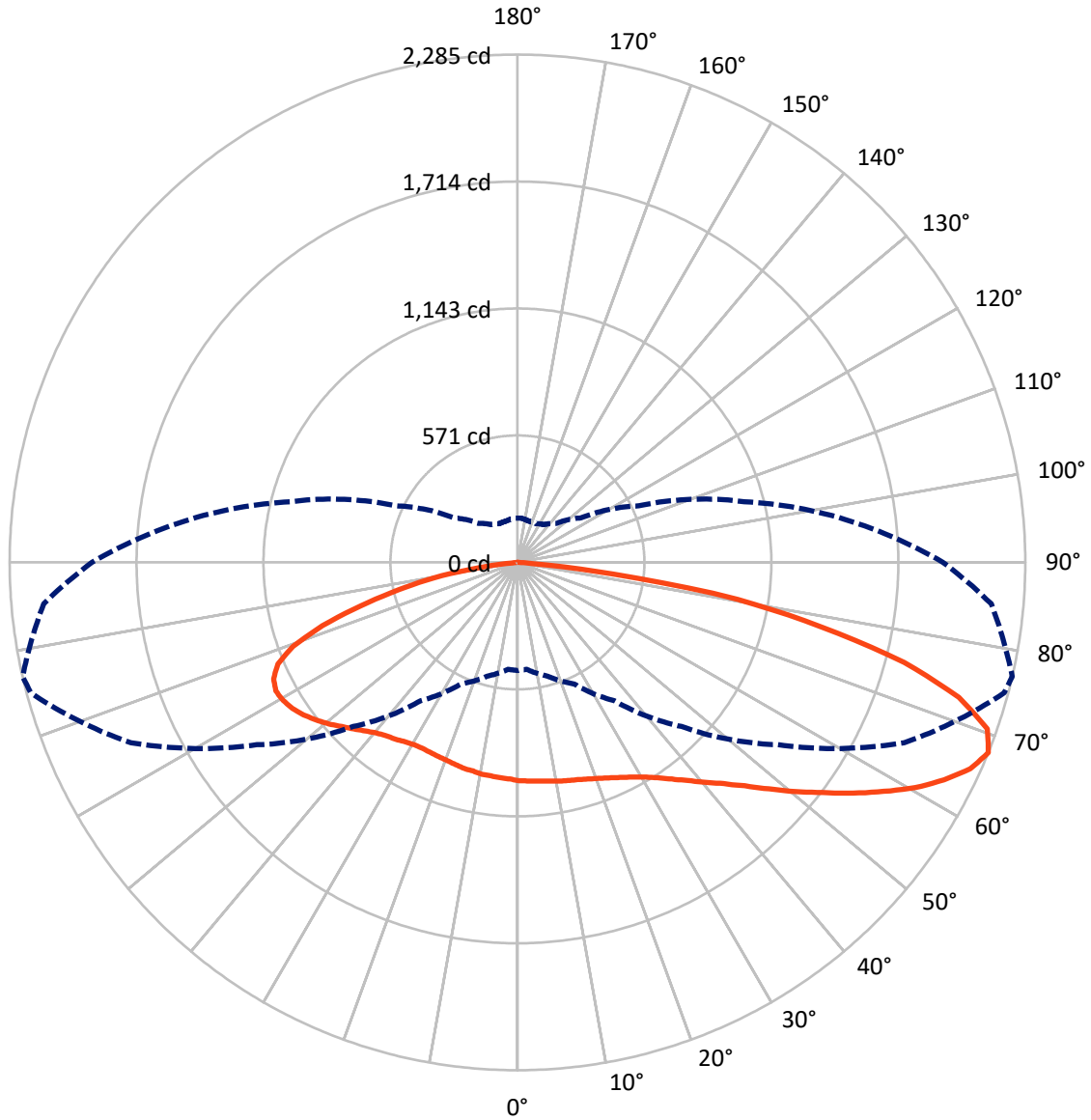
× Max cd
 - - - 1/2 Max cd



Based on 20 foot mounting height. Maximum calculated value = 2.7 fc
 Type III - Medium - N/A

REPORT NUMBER: P868886
CATALOG NUMBER: EMM2-HSN-SA1A-740-U-T2U

Luminous Intensity Polar Plot



— Vertical Plane Through 77-Deg Lateral - - - Horizontal Cone Through 67.5-Deg Vertical

REPORT NUMBER: P868886
 CATALOG NUMBER: EMM2-HSN-SA1A-740-U-T2U

FLUX DISTRIBUTION:

		Downward	Upward	Total
House Side	Lumens	1661.1	0.0	1661.1
	% Fixture	33.3	0.0	33.3
Street Side	Lumens	3334.2	0.0	3334.2
	% Fixture	66.7	0.0	66.7
Total	Lumens	4995.3	0.0	4995.3
	% Fixture	100.0	0.0	100.0

ZONAL LUMENS:

Zone	Lumens	% Fixture
0°-10°	94.4	1.9
10°-20°	286.3	5.7
20°-30°	482.7	9.7
30°-40°	684.9	13.7
40°-50°	866.6	17.3
50°-60°	949.3	19.0
60°-70°	917.6	18.4
70°-80°	617.2	12.4
80°-90°	96.5	1.9
90°-100°	0.0	0.0
100°-110°	0.0	0.0
110°-120°	0.0	0.0
120°-130°	0.0	0.0
130°-140°	0.0	0.0
140°-150°	0.0	0.0
150°-160°	0.0	0.0
160°-170°	0.0	0.0
170°-180°	0.0	0.0
0°-90°	4995.3	100.0
0°-180°	4995.3	100.0

Coefficient of Utilization



REPORT NUMBER: P868886

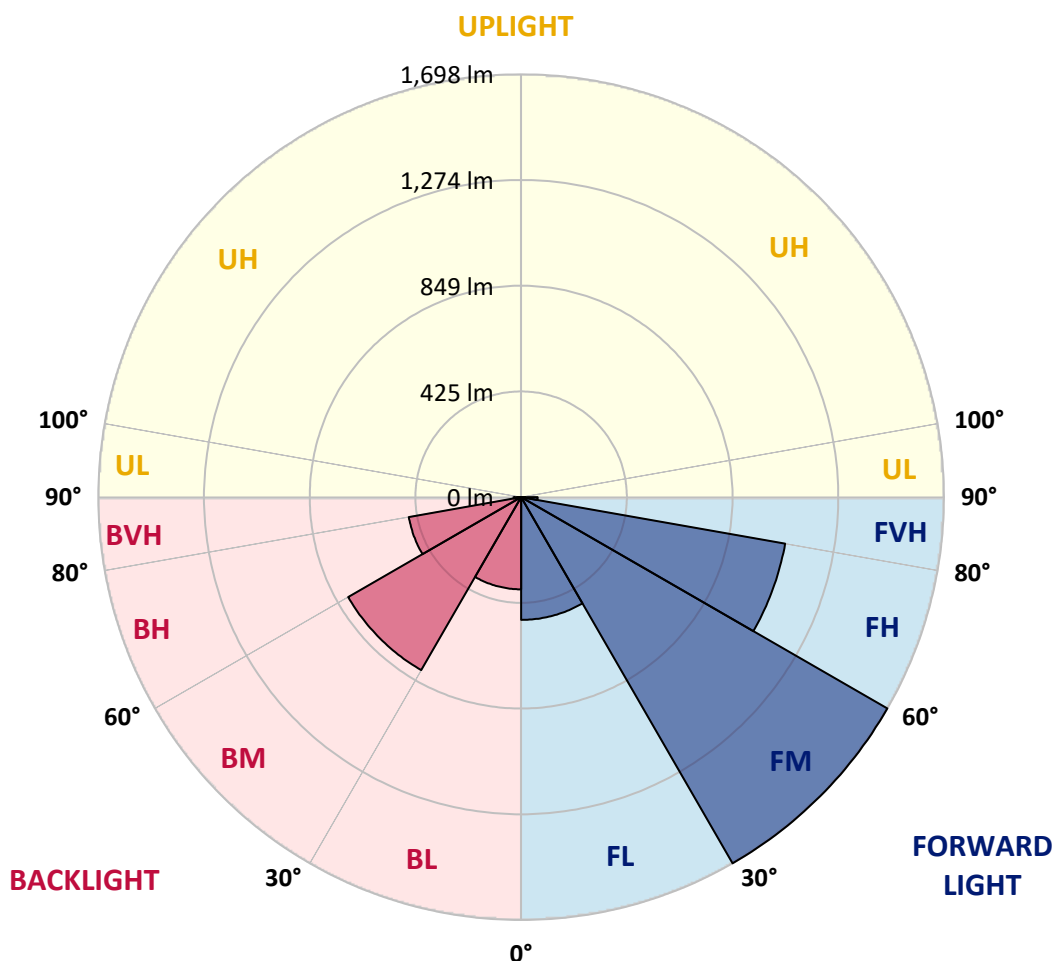
CATALOG NUMBER: EMM2-HSN-SA1A-740-U-T2U

LUMINAIRE CLASSIFICATION SYSTEM LUMEN TABLE AND BUG RATING:

Zone		Lumens	% Fixture	Zone Rating/Lumen Limit		
				B	U	G
FL	(0°-30°)	493.0	9.9			
FM	(30°-60°)	1698.5	34.0			
FH	(60°-80°)	1076.6	21.6			G1/1800
FVH	(80°-90°)	66.0	1.3			G1/100
BL	(0°-30°)	370.3	7.4	B1/500		
BM	(30°-60°)	802.3	16.1	B1/1000		
BH	(60°-80°)	458.1	9.2	B1/500		G1/500
BVH	(80°-90°)	30.4	0.6			G1/100
UL	(90°-100°)	0.0	0.0		U0/0	
UH	(100°-180°)	0.0	0.0		U0/0	

BUG Rating: B1-U0-G1

Type III Medium





REPORT NUMBER: P868886

CATALOG NUMBER: EMM2-HSN-SA1A-740-U-T2U

CANDELA DISTRIBUTION (FULL):

	0°	5°	15°	25°	35°	45°	55°	65°	75°	77°	85°
0°	982.1	982.1	982.1	982.1	982.1	982.1	982.1	982.1	982.1	982.1	982.1
2.5°	1003.9	1002.9	997.9	999.9	994.0	997.9	992.0	987.1	986.1	985.1	986.1
5°	1035.5	1030.5	1025.6	1022.6	1017.7	1015.7	1005.8	996.0	990.0	989.0	987.1
7.5°	1072.0	1070.1	1063.2	1059.2	1045.4	1038.5	1024.6	1006.8	997.9	994.0	989.0
10°	1109.6	1114.5	1105.6	1097.7	1081.9	1067.1	1043.4	1020.7	1002.9	1000.9	990.0
12.5°	1156.0	1155.0	1149.1	1135.3	1116.5	1095.8	1067.1	1035.5	1011.8	1007.8	992.0
15°	1197.5	1196.5	1188.6	1175.8	1151.1	1125.4	1086.9	1050.3	1020.7	1014.7	996.0
17.5°	1236.1	1234.1	1229.1	1215.3	1184.7	1153.1	1115.5	1067.1	1031.5	1024.6	998.9
20°	1269.7	1271.6	1265.7	1251.9	1223.2	1189.6	1142.2	1088.8	1045.4	1037.5	1007.8
22.5°	1306.2	1307.2	1304.2	1299.3	1262.7	1227.2	1175.8	1113.5	1061.2	1053.3	1017.7
25°	1344.7	1345.7	1347.7	1344.7	1303.3	1264.7	1210.4	1144.2	1082.9	1072.0	1031.5
27.5°	1389.2	1390.2	1394.2	1388.2	1343.8	1303.3	1248.9	1176.8	1105.6	1093.8	1043.4
30°	1439.6	1443.6	1440.6	1438.6	1387.2	1347.7	1287.4	1210.4	1135.3	1120.5	1064.1
32.5°	1499.9	1498.9	1493.0	1487.0	1434.7	1393.2	1330.9	1253.8	1171.8	1155.0	1097.7
35°	1543.3	1543.3	1534.5	1531.5	1483.1	1439.6	1378.3	1302.3	1213.3	1197.5	1133.3
37.5°	1570.0	1574.0	1567.1	1569.0	1522.6	1482.1	1425.8	1351.7	1258.8	1245.0	1176.8
40°	1579.9	1589.8	1595.7	1603.6	1557.2	1522.6	1476.2	1405.0	1317.1	1301.3	1229.1
42.5°	1581.9	1596.7	1617.5	1634.3	1581.9	1553.2	1524.6	1459.4	1374.4	1360.6	1286.5
45°	1572.0	1565.1	1615.5	1617.5	1595.7	1577.9	1567.1	1524.6	1457.4	1434.7	1357.6
47.5°	1496.9	1489.0	1502.8	1566.1	1578.9	1588.8	1610.5	1600.7	1540.4	1522.6	1439.6
50°	1375.4	1371.4	1426.8	1494.9	1537.4	1587.8	1646.1	1673.8	1632.3	1621.4	1543.3
52.5°	1174.8	1163.9	1276.6	1409.0	1483.1	1577.9	1670.8	1748.9	1736.0	1720.2	1632.3
55°	1047.3	1047.3	1123.4	1288.4	1413.9	1542.4	1686.6	1827.9	1850.6	1832.9	1734.0
57.5°	911.0	921.9	1000.9	1114.5	1314.1	1477.1	1684.6	1894.1	1961.3	1944.5	1841.7
60°	794.4	803.3	848.7	963.4	1196.5	1391.2	1662.9	1948.5	2064.1	2058.1	1936.6
62.5°	675.8	686.7	723.3	831.0	1041.4	1292.4	1617.5	1978.1	2160.9	2155.0	2032.4
65°	581.0	582.0	618.5	708.4	886.3	1172.8	1537.4	1972.2	2236.0	2239.9	2113.5
67.5°	486.1	483.2	530.6	603.7	759.8	1044.4	1430.7	1919.8	2267.6	2285.4	2140.1
70°	357.7	361.6	427.8	508.9	642.2	896.2	1281.5	1818.0	2216.2	2243.9	2078.9
72.5°	268.8	276.7	340.9	424.9	536.5	748.0	1118.5	1641.2	2073.0	2076.9	1892.1
75°	218.4	220.3	277.6	352.7	439.7	599.8	898.1	1370.4	1752.8	1798.3	1607.6
77.5°	185.8	183.8	211.4	284.6	354.7	479.2	676.8	1042.4	1376.4	1397.1	1258.8
80°	158.1	157.1	167.0	230.2	277.6	341.9	463.4	726.2	982.1	1004.9	894.2
82.5°	83.0	88.9	86.9	142.3	157.1	179.8	222.3	330.0	428.8	434.7	411.0
85°	4.0	4.0	4.0	5.9	9.9	15.8	30.6	30.6	33.6	64.2	73.1
87.5°	1.0	1.0	2.0	2.0	2.0	3.0	3.0	4.0	4.0	4.0	4.0
90°	0.0	0.0	0.0	0.0	0.0	0.0	0.0	0.0	0.0	0.0	0.0



REPORT NUMBER: P868886

CATALOG NUMBER: EMM2-HSN-SA1A-740-U-T2U

CANDELA DISTRIBUTION (continued):

	90°	95°	105°	115°	125°	135°	145°	155°	165°	175°	180°
0°	982.1	982.1	982.1	982.1	982.1	982.1	982.1	982.1	982.1	982.1	982.1
2.5°	984.1	980.2	974.2	975.2	974.2	974.2	969.3	965.3	964.3	966.3	970.3
5°	985.1	979.2	970.3	967.3	964.3	962.4	954.5	948.5	945.6	947.5	948.5
7.5°	985.1	976.2	966.3	960.4	952.5	946.6	937.7	929.8	925.8	926.8	928.8
10°	983.1	973.2	965.3	953.5	940.6	933.7	919.9	910.0	905.1	906.1	901.1
12.5°	983.1	972.3	956.4	945.6	927.8	913.0	902.1	891.2	887.3	883.3	881.3
15°	984.1	970.3	954.5	931.7	911.0	895.2	881.3	874.4	868.5	866.5	867.5
17.5°	984.1	970.3	946.6	919.9	896.2	876.4	864.6	856.6	854.7	852.7	852.7
20°	989.0	971.3	939.6	908.0	878.4	857.6	846.8	841.8	841.8	838.9	838.9
22.5°	997.0	973.2	935.7	898.1	863.6	840.8	829.0	823.1	826.0	824.0	823.1
25°	1005.8	980.2	930.8	884.3	843.8	820.1	808.2	804.3	803.3	798.4	805.3
27.5°	1012.8	985.1	927.8	870.5	826.0	798.4	783.5	776.6	771.7	773.7	771.7
30°	1031.5	998.9	928.8	858.6	806.3	772.7	754.9	747.0	745.0	745.0	745.0
32.5°	1057.2	1016.7	935.7	853.7	787.5	748.0	726.2	718.3	716.3	712.4	714.4
35°	1089.8	1043.4	946.6	845.8	772.7	719.3	695.6	684.7	681.8	677.8	677.8
37.5°	1126.4	1070.1	954.5	841.8	752.9	689.7	663.0	649.2	647.2	643.2	645.2
40°	1172.8	1106.6	967.3	833.9	730.2	663.0	627.4	604.7	609.6	611.6	615.6
42.5°	1225.2	1153.1	987.1	826.0	712.4	635.3	583.0	560.2	566.2	564.2	568.1
45°	1296.3	1207.4	1011.8	823.1	690.7	601.7	537.5	511.8	509.8	506.9	508.9
47.5°	1370.4	1272.6	1035.5	817.1	666.9	560.2	486.1	453.5	445.6	441.7	437.7
50°	1447.5	1337.8	1063.2	813.2	635.3	513.8	434.7	397.2	382.4	377.4	372.5
52.5°	1534.5	1408.0	1086.9	803.3	600.7	465.4	388.3	345.8	329.0	319.1	320.1
55°	1626.3	1472.2	1108.6	791.4	561.2	419.9	341.9	306.3	289.5	286.5	286.5
57.5°	1711.3	1538.4	1124.4	770.7	521.7	375.5	303.3	272.7	264.8	268.8	268.8
60°	1798.3	1591.8	1132.3	748.0	481.2	337.9	276.7	252.0	248.0	255.9	256.9
62.5°	1868.4	1634.3	1130.3	716.3	436.7	305.3	251.0	231.2	233.2	247.0	250.0
65°	1918.8	1655.0	1105.6	668.9	394.2	276.7	228.2	209.5	209.5	219.3	222.3
67.5°	1914.9	1628.3	1056.2	602.7	348.8	248.0	207.5	192.7	192.7	199.6	198.6
70°	1833.8	1536.4	962.4	522.7	304.3	223.3	189.7	178.8	177.9	180.8	179.8
72.5°	1639.2	1349.7	816.1	431.8	262.8	198.6	171.9	162.0	160.1	156.1	153.1
75°	1352.7	1108.6	637.3	343.8	222.3	174.9	155.1	146.2	138.3	143.3	140.3
77.5°	1049.3	850.7	474.3	266.8	180.8	152.2	138.3	128.4	126.5	144.3	138.3
80°	765.7	587.9	335.0	190.7	140.3	123.5	115.6	107.7	136.4	182.8	181.8
82.5°	339.9	283.6	153.1	90.9	65.2	54.3	45.5	51.4	86.0	84.0	86.9
85°	30.6	31.6	16.8	10.9	6.9	5.9	4.0	4.0	3.0	3.0	3.0
87.5°	4.0	4.0	3.0	3.0	2.0	2.0	2.0	2.0	1.0	1.0	1.0
90°	0.0	0.0	0.0	0.0	0.0	0.0	0.0	0.0	0.0	0.0	0.0

LM-79-2019: Approved Method: Electrical and Photometric Measurements of Solid-
State Lighting Products

Report Prepared for

Cooper Lighting Solutions

Streetworks

Report Number: SP1-2407-157-5

Test Date: 08/07/2024

Luminaire Tested: MEM2-HTN-SA-40-740-U-5WQ-2

Data in this report applies to families of products including MEM2-HTN-SA-40-740-U-5WQ-2

Test Information

Test Method: LM-79-2019
 Report Number: SP1-2407-157-5
 Test Lab: COOPER LIGHTING SOLUTIONS
 Photometer: SP1 - 76IN SPHERE
 Measurement Geometry: 4π
 Issue Date: 08/20/2024
 Manufacturer: COOPER LIGHTING SOLUTIONS
 Product Line: Streetworks
 Catalog Number: **MEM2-HTN-SA-40-740-U-5WQ-2**
 Description: Epic Modern Light Square 40W 5WQ Optic and Flare Trim

Spectral Parameters

CCT (K): 3915
 CIE u': 0.2262
 CIE v': 0.5044
 Duv: 0.0010
 CIE x: 0.3850
 CIE y: 0.3816
 CIE z: 0.2334
 Peak Wavelength (nm): 449
 Dominant Wavelength (nm): 578
 Purity: 30.05482
 R_f: 73.2
 R_g: 93.9

CRI (Ra):	71.0		
R1:	67.6	R9:	-38.4
R2:	78.3	R10:	48.9
R3:	87.1	R11:	65.3
R4:	69.7	R12:	40.4
R5:	67.4	R13:	69.3
R6:	69.3	R14:	92.6
R7:	79.7	R15:	59.9
R8:	48.7		



Test Conditions

Stabilization Time: 21M
 Operation Time: 1H 21M
 Sphere Temperature (°C): 24.2

REPORT NUMBER: SP1-2407-157-5

Measurement and Test Equipment			
Instrument	Identification Number	Calibration Date	Calibration Due Date
Photometer	IN0058	6/18/2024	12/18/2024
Power Meter	INXT2011004	2/8/2024	2/8/2025
AC Power Source	IN0063	10/24/2023	10/24/2024
DC Power Source	IN0208	10/24/2023	10/24/2024
Sphere Thermometer	IN0085	10/24/2023	10/24/2024
Room Thermometer	IN0046	10/24/2023	10/24/2024

REPORT NUMBER: SP1-2407-157-5

CIE 1931 Chromaticity Diagram



CIE 1931 Chromaticity Diagram with 2017 ANSI 7-Step and 4-Step Quadrangles



Point lies inside the ANSI 4000K 4-step quadrangle

REPORT NUMBER: SP1-2407-157-5

Photopic Flux vs. Wavelength



Photopic Lumens: NR

λ (nm)	Power W [^] /nm	Lumens (ϕ /nm)	λ (nm)	Power W [^] /nm	Lumens (ϕ /nm)	λ (nm)	Power W [^] /nm	Lumens (ϕ /nm)	λ (nm)	Power W [^] /nm	Lumens (ϕ /nm)	λ (nm)	Power W [^] /nm	Lumens (ϕ /nm)
360	0	NR	490	112	NR	620	618	NR	750	15	NR	880	0	NR
365	0	NR	495	153	NR	625	563	NR	755	13	NR	885	0	NR
370	0	NR	500	216	NR	630	510	NR	760	11	NR	890	0	NR
375	0	NR	505	291	NR	635	456	NR	765	9	NR	895	0	NR
380	0	NR	510	366	NR	640	407	NR	770	8	NR	900	0	NR
385	0	NR	515	436	NR	645	359	NR	775	7	NR	905	0	NR
390	0	NR	520	492	NR	650	316	NR	780	6	NR	910	0	NR
395	2	NR	525	536	NR	655	277	NR	785	5	NR	915	0	NR
400	4	NR	530	567	NR	660	240	NR	790	4	NR	920	0	NR
405	7	NR	535	596	NR	665	208	NR	795	4	NR	925	0	NR
410	12	NR	540	619	NR	670	179	NR	800	3	NR	930	0	NR
415	25	NR	545	644	NR	675	154	NR	805	3	NR	935	0	NR
420	51	NR	550	671	NR	680	133	NR	810	3	NR	940	0	NR
425	100	NR	555	701	NR	685	114	NR	815	2	NR	945	0	NR
430	180	NR	560	735	NR	690	98	NR	820	2	NR	950	0	NR
435	315	NR	565	768	NR	695	83	NR	825	2	NR	955	0	NR
440	514	NR	570	798	NR	700	71	NR	830	1	NR	960	0	NR
445	828	NR	575	825	NR	705	61	NR	835	1	NR	965	0	NR
450	992	NR	580	843	NR	710	52	NR	840	1	NR	970	0	NR
455	652	NR	585	848	NR	715	44	NR	845	1	NR	975	0	NR
460	382	NR	590	844	NR	720	38	NR	850	1	NR	980	0	NR
465	282	NR	595	826	NR	725	32	NR	855	1	NR	985	0	NR
470	180	NR	600	800	NR	730	28	NR	860	1	NR	990	0	NR
475	119	NR	605	762	NR	735	24	NR	865	1	NR	995	0	NR
480	101	NR	610	719	NR	740	20	NR	870	1	NR	1000	0	NR
485	98	NR	615	669	NR	745	17	NR	875	0	NR			

REPORT NUMBER: SP1-2407-157-5

Scotopic Flux vs. Wavelength



Scotopic Lumens: NR

S/P: 1.49

λ (nm)	Power W [^] /nm	Lumens (φ/nm)	λ (nm)	Power W [^] /nm	Lumens (φ/nm)	λ (nm)	Power W [^] /nm	Lumens (φ/nm)	λ (nm)	Power W [^] /nm	Lumens (φ/nm)	λ (nm)	Power W [^] /nm	Lumens (φ/nm)
360	0	NR	490	112	NR	620	618	NR	750	15	NR	880	0	NR
365	0	NR	495	153	NR	625	563	NR	755	13	NR	885	0	NR
370	0	NR	500	216	NR	630	510	NR	760	11	NR	890	0	NR
375	0	NR	505	291	NR	635	456	NR	765	9	NR	895	0	NR
380	0	NR	510	366	NR	640	407	NR	770	8	NR	900	0	NR
385	0	NR	515	436	NR	645	359	NR	775	7	NR	905	0	NR
390	0	NR	520	492	NR	650	316	NR	780	6	NR	910	0	NR
395	2	NR	525	536	NR	655	277	NR	785	5	NR	915	0	NR
400	4	NR	530	567	NR	660	240	NR	790	4	NR	920	0	NR
405	7	NR	535	596	NR	665	208	NR	795	4	NR	925	0	NR
410	12	NR	540	619	NR	670	179	NR	800	3	NR	930	0	NR
415	25	NR	545	644	NR	675	154	NR	805	3	NR	935	0	NR
420	51	NR	550	671	NR	680	133	NR	810	3	NR	940	0	NR
425	100	NR	555	701	NR	685	114	NR	815	2	NR	945	0	NR
430	180	NR	560	735	NR	690	98	NR	820	2	NR	950	0	NR
435	315	NR	565	768	NR	695	83	NR	825	2	NR	955	0	NR
440	514	NR	570	798	NR	700	71	NR	830	1	NR	960	0	NR
445	828	NR	575	825	NR	705	61	NR	835	1	NR	965	0	NR
450	992	NR	580	843	NR	710	52	NR	840	1	NR	970	0	NR
455	652	NR	585	848	NR	715	44	NR	845	1	NR	975	0	NR
460	382	NR	590	844	NR	720	38	NR	850	1	NR	980	0	NR
465	282	NR	595	826	NR	725	32	NR	855	1	NR	985	0	NR
470	180	NR	600	800	NR	730	28	NR	860	1	NR	990	0	NR
475	119	NR	605	762	NR	735	24	NR	865	1	NR	995	0	NR
480	101	NR	610	719	NR	740	20	NR	870	1	NR	1000	0	NR
485	98	NR	615	669	NR	745	17	NR	875	0	NR			

REPORT NUMBER: SP1-2407-157-5

Melanopic Flux vs. Wavelength



Melanopic Lumens: NR

M/P: 2.88

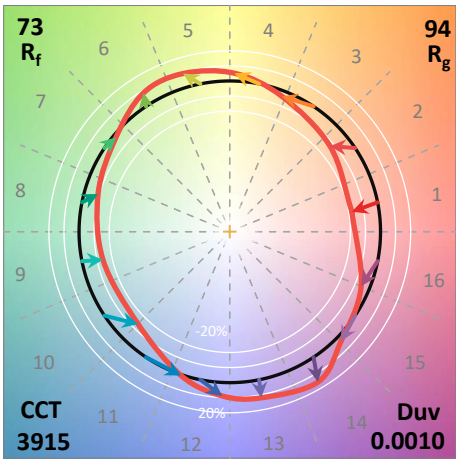
λ (nm)	Power W [^] /nm	Lumens (φ/nm)	λ (nm)	Power W [^] /nm	Lumens (φ/nm)	λ (nm)	Power W [^] /nm	Lumens (φ/nm)	λ (nm)	Power W [^] /nm	Lumens (φ/nm)	λ (nm)	Power W [^] /nm	Lumens (φ/nm)
360	0	NR	490	112	NR	620	618	NR	750	15	NR	880	0	NR
365	0	NR	495	153	NR	625	563	NR	755	13	NR	885	0	NR
370	0	NR	500	216	NR	630	510	NR	760	11	NR	890	0	NR
375	0	NR	505	291	NR	635	456	NR	765	9	NR	895	0	NR
380	0	NR	510	366	NR	640	407	NR	770	8	NR	900	0	NR
385	0	NR	515	436	NR	645	359	NR	775	7	NR	905	0	NR
390	0	NR	520	492	NR	650	316	NR	780	6	NR	910	0	NR
395	2	NR	525	536	NR	655	277	NR	785	5	NR	915	0	NR
400	4	NR	530	567	NR	660	240	NR	790	4	NR	920	0	NR
405	7	NR	535	596	NR	665	208	NR	795	4	NR	925	0	NR
410	12	NR	540	619	NR	670	179	NR	800	3	NR	930	0	NR
415	25	NR	545	644	NR	675	154	NR	805	3	NR	935	0	NR
420	51	NR	550	671	NR	680	133	NR	810	3	NR	940	0	NR
425	100	NR	555	701	NR	685	114	NR	815	2	NR	945	0	NR
430	180	NR	560	735	NR	690	98	NR	820	2	NR	950	0	NR
435	315	NR	565	768	NR	695	83	NR	825	2	NR	955	0	NR
440	514	NR	570	798	NR	700	71	NR	830	1	NR	960	0	NR
445	828	NR	575	825	NR	705	61	NR	835	1	NR	965	0	NR
450	992	NR	580	843	NR	710	52	NR	840	1	NR	970	0	NR
455	652	NR	585	848	NR	715	44	NR	845	1	NR	975	0	NR
460	382	NR	590	844	NR	720	38	NR	850	1	NR	980	0	NR
465	282	NR	595	826	NR	725	32	NR	855	1	NR	985	0	NR
470	180	NR	600	800	NR	730	28	NR	860	1	NR	990	0	NR
475	119	NR	605	762	NR	735	24	NR	865	1	NR	995	0	NR
480	101	NR	610	719	NR	740	20	NR	870	1	NR	1000	0	NR
485	98	NR	615	669	NR	745	17	NR	875	0	NR			

Summary

$R_f = 73.2$
 $R_g = 93.9$
 CIE $R_a = 71.0$
 $R_g = -38.4$



Color Vector Graphics



Individual Sample Fidelity Index ($R_{f,i}$)

CES01 = 85	CES26 = 61	CES51 = 88	CES76 = 50
CES02 = 61	CES27 = 88	CES52 = 87	CES77 = 69
CES03 = 30	CES28 = 81	CES53 = 77	CES78 = 53
CES04 = 70	CES29 = 65	CES54 = 84	CES79 = 81
CES05 = 47	CES30 = 81	CES55 = 83	CES80 = 78
CES06 = 50	CES31 = 69	CES56 = 73	CES81 = 77
CES07 = 40	CES32 = 60	CES57 = 72	CES82 = 91
CES08 = 39	CES33 = 76	CES58 = 73	CES83 = 89
CES09 = 29	CES34 = 70	CES59 = 85	CES84 = 86
CES10 = 74	CES35 = 83	CES60 = 89	CES85 = 77
CES11 = 57	CES36 = 91	CES61 = 81	CES86 = 71
CES12 = 63	CES37 = 79	CES62 = 85	CES87 = 76
CES13 = 42	CES38 = 92	CES63 = 72	CES88 = 80
CES14 = 74	CES39 = 96	CES64 = 64	CES89 = 70
CES15 = 71	CES40 = 91	CES65 = 61	CES90 = 79
CES16 = 46	CES41 = 93	CES66 = 57	CES91 = 74
CES17 = 49	CES42 = 80	CES67 = 54	CES92 = 57
CES18 = 56	CES43 = 76	CES68 = 63	CES93 = 74
CES19 = 72	CES44 = 99	CES69 = 73	CES94 = 51
CES20 = 65	CES45 = 85	CES70 = 55	CES95 = 65
CES21 = 86	CES46 = 82	CES71 = 48	CES96 = 76
CES22 = 78	CES47 = 86	CES72 = 83	CES97 = 84
CES23 = 92	CES48 = 77	CES73 = 45	CES98 = 75
CES24 = 91	CES49 = 80	CES74 = 93	CES99 = 62
CES25 = 72	CES50 = 88	CES75 = 51	



Color Rendition by Hue-Angle Bin



Measure Comparisons



(END OF REPORT)